

# English For Bilingual Instruction

Dr. Ali Mustadi, M.Pd  
NIP 19780710 200801 1 012



# 1. The Beginning of the Lesson

## – Greetings

- Good morning.
- Good morning my class.
- Morning my smart students.
- Good afternoon my beloved students.
- Good afternoon everyone
- Hello everyone.
- How are you everyone? How is everyone? Is everyone fine?
- How are you today?
- How are things with you?
- Beautiful day, isn't it?
- It's very hot and humid today, isn't it?
- How's the weather today?
- What's the weather like today?
- Did you have a good weekend?
- Did everyone have a good break?

# Beginning the topic

- Today, we will discuss.....
- We will talk about.....
- We are going to talk about.....
- We will be talking about.....
- Now, it is time to talk about.....
- The topic for today is.....



- Come forward please..
- Sit down please
- Stand up please
- Rise your hand please
- Write down please
- Clean the whiteboard please
- Any questions?
- Do you understand?
- May I go to the toilet, Mom/Sir?

# Lanjutan....

## – Starting the Class

- Is everybody here?
- Where is everybody?
- Let's begin our lesson now.
- It's time to start now.
- Is everyone ready?
- OK. Now, let's start our lesson.
- It's 11:00. Let's begin.
- It's time to start.
- Let's begin class now.
- It's time to begin.
- Let's get started.
- It's 11 o'clock. Let's begin.
- Is everybody ready to start?
- I think we can start now.
- Now we can get down to work.
- Now let's begin today's lesson.

Lanjutan.....

– **Waiting to Start**

- I m waiting for you to be quiet.
- Pay attention to me.
- Listen to me.
- Stop talking and be quiet.
- Settle down now so we can start.
- Be quiet (everyone).
- Look at me.
- Return to your seats.
- Sit down
- We won't start until everyone is quiet.



Lanjutan.....

## – **Put your Things Away**

- Close your books.
- Put your books away.
- Put your things away.



Lanjutan....

## – Attendance / Roll Call

- Now, I will call your names.
- When I call your name, say "Present." or "Here"
- Ok. I'm going to take attendance.
- I'm going to call your names.
- Let me call your names.
- It's time for roll call now.
- Let me take attendance.
- Answer me, please.
- Please say "Here" or "Present"
- Say "yes" loudly when I call your name.
- Say "Yes, sir." "Here, sir." or "Present."



Lanjutan.....


- **Attendance / Roll Call**

- Who's absent today?
- Why is he absent?
- What happened to him?
- Is ..... here? Where is .....
- Does anyone know where is?
- What's wrong with ... today?
- Is everyone here?
- Who isn't here today?
- Who is not here today?
- Who's missing?



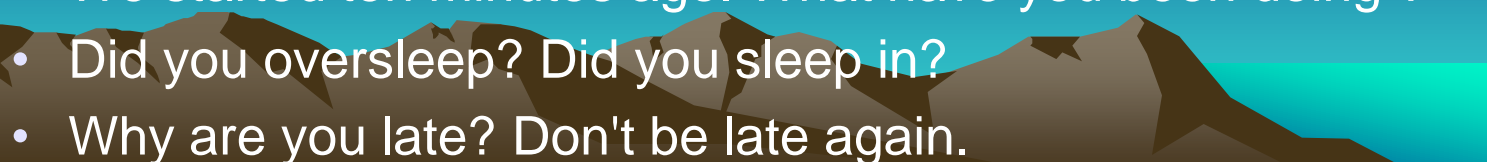
Lanjutan.....

- **Attendance / Roll Call**

- Why were you absent last Friday, Agus?
  - Where were you last class?
  - Why weren't you here last class?
  - You were absent yesterday. What's the matter? Tell me about it.
  - You were absent yesterday (last class).
  - What happened?
  - Are you feeling OK now?
  - Were you sick?
  - You have already missed the class three times.
  - Try not to miss any more classes.
- 

Lanjutan.....

## – Lateness

- Why were you late?
  - Why do you come late?
  - Where have you been?
  - What is your reason for being late?
  - The class was started 10 minutes ago. What have you been doing?
  - Be on time next class.
  - Don't let it happen again.
  - Thank you for joining us. Class starts at 11:00.
  - What time is it?
  - Do you own a watch?
  - Where have you been?
  - We started ten minutes ago. What have you been doing ?
  - Did you oversleep? Did you sleep in?
  - Why are you late? Don't be late again.
- 

Lanjutan.....

## – Reviewing

- Do you remember what we had learned last lesson? Who can tell me?
- Where did we stop last time?
- Where were we?
- Do you know, where we are?
- Let's review the last lesson.
- Last class we studied (talked) about ...
- Let me refresh your memory.
- Let's talk about the last lesson (yesterday's lesson).
- Let's review Chapter 6.



Lanjutan.....

– **Previewing the Lesson / Introducing a Topic**

- Today we are going to discuss ....
- Has anybody ever heard of ...?
- The first thing we are going to be looking at today is ....
- What we are going to cover today is ....
- Today, I am going to talk about ...
- The important point I want to make today is ...
- Last time, we talked about---, today we will go on and ...
- First of all, I would like to talk about ....
- Today, the topic is ... .
- What I want to do today is ...



Lanjutan.....

## – Collecting Homework

- I'm going to collect your homework now.
- Take out your homework now (assignments / essays / reports).
- Submit your papers forward.
- Hand your papers in.
- Put your papers in a pile on my desk.
- Did you do your homework?
- Where is your homework?
- Why didn't you do your homework?
- our homework is due at the beginning of class.  
Where is it?



# 2. During the Lesson

## – Getting Started

- Open your books to page 31 (thirty one), please.
- Open your books to Chapter 7.
- Look at the figure (chart / graph) on page 32.
- Let's consider the example from page 34.
- First, read over the problem.
- Consider the situation on page 35 (in problem #8).
- Let's go over the homework questions.
- Everyone take out your homework, please.



Lanjutan.....

## – **Monitoring Readiness**

- Is everyone ready?
- Are you with me?
- Are you ready to move on?
- Does everyone know where we are now?





Lanjutan.....

– **Distractions / Interruptions**

- Pay attention, please.
- Please be quiet when I'm talking. Thank you.
- Don't interrupt other people.
- Let me (him / her) finish talking, please.
- Would you like to say something to the class?
- Mr. Kim, what is so interesting? (Why are you talking?)
- Your phone should be turned off during class.
- Put your phone away, please.
- The next time your phone rings during class, I will ask you to leave.
- That's it. Take your phone out of the classroom, and don't bring it back next week.



Lanjutan.....

– **Distractions / Interruptions**

- Please don't bother your classmates, Andi.
- Annisa, have you finished the assignment?
- Please let the other students concentrate on their work.
- Please see who is at the door.
- Open the door, please.
- Class, please excuse me for a moment. This is important.
- Joko, could you please close the door (windows)?



Lanjutan.....

## – Calling on Students

- Eko, do you know the answer?
- Rina, please share your answer with the class.
- Amir, what do you have for #7?
- Agung, do you have an answer?
- How about 4, Arif?
- Ah, Anita. Thank you for volunteering your answer.  
(Sarcastically, too.)
- Would anyone care to take a guess?
- What did you come up with, Andika?
- What do you think, Taufiq?



Lanjutan.....

## - **Calling on Students**

- Who knows the answer to this?
- Do you have a better answer?
- Does anyone have a different answer? •
- What do you think about this idea, Adi.
- Do you agree with him, Gita?
- Which is the best answer?
- Is there any other possible answer?
- Anything else?
- Who had "The First Amendment" for #2?
- Who can give us the answer?



Lanjutan.....

## – **Verifying**

- Are you sure about that?
- So, you're saying that ..., Is that right?
- Do you mean that ...?
- I think you want to say ....., Is that correct?
- Are you trying to say ...?
- Hmm. I'm not sure where that came from.
- Let me get this straight---. OK?



Lanjutan.....

## – Clarification

- What did you say?
- Could you repeat that?
- One more time, please.
- Can you rephrase that?
- Let me see if I understand you. What you're saying is ....
- I think I understand, but let me put (explain) it a different (another) way.
- If I understand you correctly, you mean ....



Lanjutan.....

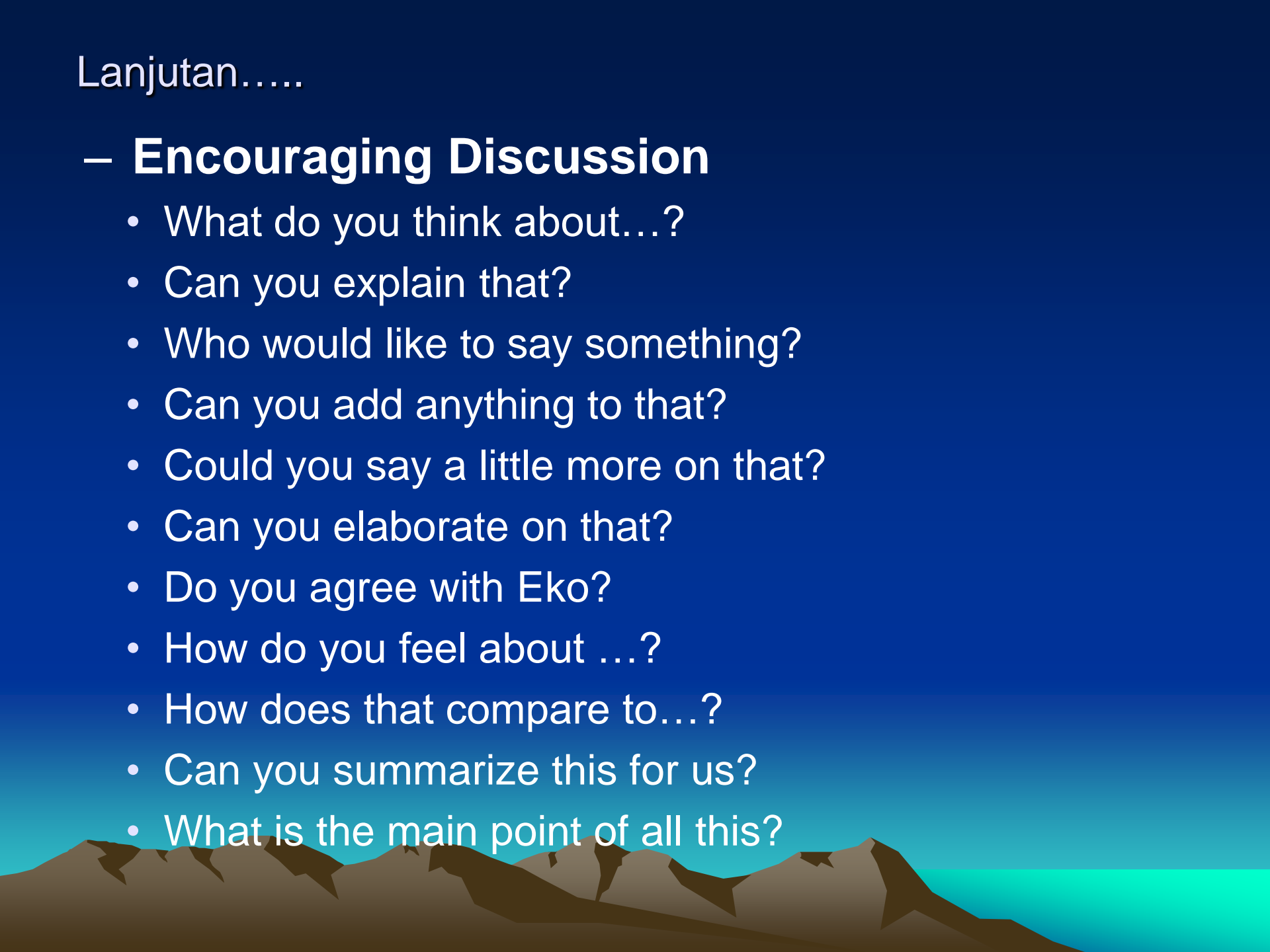
## – Clarification

- I don't understand.
- What do you mean?
- Could you repeat that? I'm not sure I understand.
- Run that by me again.
- Huh?
- Correct me if I'm wrong, but what I think you are saying (mean) is ... .
- I'm afraid you've lost me.
- Let's back up and try that again.



Lanjutan.....


## – Encouraging Discussion

- What do you think about...?
  - Can you explain that?
  - Who would like to say something?
  - Can you add anything to that?
  - Could you say a little more on that?
  - Can you elaborate on that?
  - Do you agree with Eko?
  - How do you feel about ...?
  - How does that compare to...?
  - Can you summarize this for us?
  - What is the main point of all this?
- 



Lanjutan.....

## – Encouraging Discussion

- What do you think about it?
  - Do you have any thoughts on that?
  - Can you contribute anything to the discussion?
  - Let's throw some ideas around, and see what happens.
  - Can you find any similarities between ...?
  - What are the important differences between ... ?
  - Would anyone like to add to what Ms. Ayu said?
  - Where does all this lead us?
  - Does anyone have a different opinion?
  - That's one way of looking at it. Are there any others?
  - I see what you're saying. Go on.
- 

## Lanjutan.....

- (These Follow High-quality Student Comments.)
  - That's it.
  - Excellent.
  - Very good.
  - That's a great idea (example / question).
  - Fine.
  - Right.
  - That's correct.
  - You've got the idea.
  - That's nice.
  - I like that.
  - Wow!
  - Now you've got it.
  - He shoots, he scores!



## Lanjutan.....

- (These Follow High-quality Student Comments.)
  - (That's an) Excellent idea.
  - Great job.
  - Yes!
  - That's what we were looking for.
  - Exactly!
  - That's a lot better.
  - Much better.
  - That's more like it.
  - That's perfect.
  - Ladies and gentlemen, we have a winner.
  - I couldn't have said it better myself.



Lanjutan.....


– **These Follow Student Comments that are Reasonable, but not Correct.**

- Good answer, but not quite right.
- Part of what you said is correct, but not all of it.
- You're on the right track there, but you're missing something.
- You need to think about ...
- Close, but not close enough ..
- You've got the right idea. Now think a little more about
- You're partly correct. Think a little more about ....
- That's almost it, but you forgot ...
- You're halfway there.
- Well, not really (exactly).




Lanjutan.....

– **These Follow Student Comments that are Reasonable, but not Correct.**

- Good try, but not quite right.
  - You've got the idea. Now try again.
  - In a way, but did you think about ...?
  - That answer is close, but try again.
  - I can see why you might think that, but ...
  - Sort of, yes, but what about... if ...?
  - It depends. What about ... if ... ?
  - In a way, perhaps ... .
  - You're almost there.
  - Not bad, but we can do better.
  - So close, yet so far .....
- 

Lanjutan.....

– **These Follow Student Comments that are not Accurate.**

- I'm sorry, that's not it.
  - I'm afraid not. Any other ideas?
  - That's an interesting comment, but it's not the answer I'm looking for.
  - Unfortunately, no.
  - Unfortunately, not.
  - Better luck next time.
  - Well, no, actually.
  - Bzzzz. Thank you for playing. (Should be funny.)
  - Interesting. Wrong, but interesting. Next?
  - Let's look at this a different way ...
- 

Lanjutan.....

- **These Follow Student Comments that are not**
  - I'm afraid that's not what we are looking for here.
  - Guess again.
  - Not really.
  - I'm afraid that is not correct (right).
  - Do you want a hint (clue)?
  - Maybe this will help you ...
  - You've got to spend more time studying this.
  - You need more practice with ....
  - You need to spend more time practicing this.
  - The major point to remember (understand) is ....
  - Have you ever thought of looking at it this way?

Lanjutan.....

## – Disagreeing with Students

- That's a good point, but ...
- I see (understand) what you're saying (mean), but ....
- That's true, but ....
- You really think so? I thought ... (I understood ...).
- I agree, sort of, but ....
- I kind of agree (with you).
- I agree with you to an extent.
- You may be right, but I think ....
- Maybe
- Probably, but .
- Sure, but.
- Ok, but what about ... ?



Lanjutan.....

## – Disagreeing with Students

- I'm sorry, but I must disagree with you on that point.
- I disagree.
- I really don't see it that way.
- Perhaps I'm mistaken, but ....
- I disagree for the following reasons.
- I hate to disagree with you here, but ...
- I respect your opinion, but ...
- I wish I could agree with you, but ....
- Correct me if I'm wrong, but didn't you ...?
- Yes, but ... .



Lanjutan.....

– **Strong Disagreement / Confrontational**

- What?!
- You've got to be kidding me.
- Oh, come on!
- That's just not true.
- How can you say that?
- No way!
- Absolutely not.
- Face the facts. You're wrong.
- You cannot believe that!
- How can you say that?
- That just doesn't make sense.
- I'm sorry, but I just can't imagine how you think.

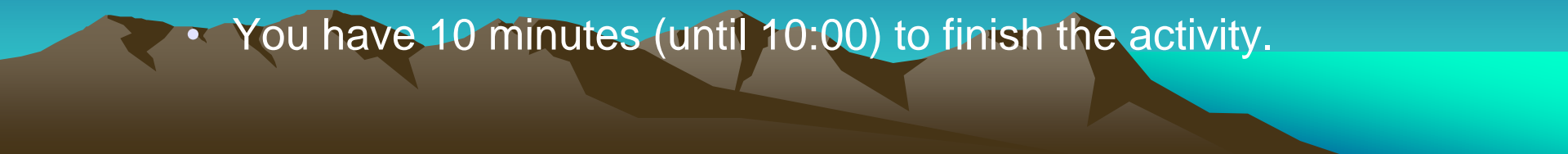
Lanjutan.....

## – **Pair / Group Work**

- Everyone, find a partner.
- Get into pairs, please.
- Make a group of 3,,
- Do this assignment in small group
- Work with the person beside you.
- I want you to work on this with a partner.
- Who is your partner?
- Do you need help finding a partner?
- Agus will be your partner.
- Siti, do you have a partner?
- Form groups of 3 or 4 students.
- Find two people to work with.
- We'll do this assignment working in small groups


Lanjutan.....

## — **Pair / Group Work**

- Make groups of 4.
  - Work in groups of 3.
  - There are too many people in this group.
  - You need to find a group. Do you need my help?
  - If you can't make your own groups, I'll divide you myself.
  - Mr. Wang, can you join this group, please?
  - Work on this task in small groups.
  - Please turn your desks to face your partners.
  - Make a circle with your desks.
  - Who is this group's leader? Secretary?
  - One student needs to keep a record for the group.
  - Who is going to write everything down?
  - Once you've formed your group, please get started.
  - You have 10 minutes (until 10:00) to finish the activity.
- 

Lanjutan.....

## – **Pair / Group Work**

- You will be called on to share your answers with the class.
  - I will ask you to share your results
  - Be prepared to explain your decision to the class.
  - It's time to finish this.
  - Have you finished yet?
  - The other groups are making more progress. Why are you going so slowly?
  - Why isn't your group making any progress?
  - This is the slowest group. You guys need to get busy.
  - If you want to work together in the future, you've got to focus on the assignment.
  - Are you guys discussing this problem?
- 

Lanjutan.....

## – **Pair / Group Work**

- Let's stop now.
- OK. Let's check the answers.
- You only have 5 minutes left. Quickly, please!
- Two groups are already finished. Let's hurry up, people.
- Do I need to break this group up? Get to work!
- Hey! No campus couples in the same group!
- While we're waiting for the other groups to finish, why don't you guys ...?



Lanjutan.....

## – **Pair / Group Work**

- This group really works well together. Good job.
- Nice teamwork here, guys.
- Could one of you show this to other groups?
- Good work.
- This must be the All-Star team.
- That's a great idea. Would you mind sharing that with the other groups?
- I want you two guys to swap places with Siti and Rani over there.



Lanjutan.....

## – Giving Instructions

- Open your books to page 52.
- Could you try exercise two?
- I would like you to write this down.
- Who would like to read?
- Do you want to answer question 3?
- Come up and write it on the board.
- Would you mind switching the lights on?
- It might be an idea to leave this till next time.
- Which topic will your group report on?





Lanjutan.....

## – Sequencing

- First of all, today ...
- Have you finished?
- Right. Now, we will go on to the next exercise.
- For the last thing today, let's ...
- Whose turn is it to read?
- Which question are you on?
- Next one, please.



Lanjutan.....

## – Sequencing

- Who hasn't answered yet?
- Let me explain what I want you to do next.
- The idea of this exercise is for you to ...
- You have ten minutes to do this.
- Your time is up.
- Finish this by twenty to eleven.
- Can you all see the board?
- Have you found the place?
- Are you all ready?



Lanjutan.....

- **Supervision**

- Look here.
- Look at me
- Look at the board.
- Stop talking.
- Listen to what ... is saying.
- Pay attention!
- Leave that alone now.
- Be careful!
- Look this way.



Lanjutan.....

## Summarizing and Concluding

- The conclusion of this meeting is...
- The important points to remember are ...
- The summary we can draw from this are ...
- To summarize, ....
- In summary, ... .
- What we have been talking about ....
- Okay, we have discussed ...
- So far (up until now), I have been trying to show you ...
- To conclude, ....
- In conclusion, ... .
- Let's put together everything we have talked about thus far.
- How would you summarize the theory?...
- Let's review what we've looked at today ?...

Lanjutan.....

## Summarizing and Concluding

- To summarize, ....
- In summary, ... .
- What we have been talking about ....
- Okay, we have discussed ...
- So far (up until now), I have been trying to show you ...
- To conclude, ....
- In conclusion, ... .
- Let's put together everything we have talked about thus far.
- The important points to remember are ...
- The conclusions we can draw from this are ...
- How would you summarize the theory?...
- Let's review what we've looked at today ?...

# 3. Leading a Discussion

## – Encouraging Feedback

- is there any question?
- Is that clear to everyone?
- Would anyone like me to repeat that?
- Do you know what I mean?
- Does it make sense?



Lanjutan.....

– Responding to *Correct* Student Answers to Questions

- You are right!
- Good answer
- Good thinking.
- You've got it.
- Juan has raised an interesting point.



Lanjutan.....

– Responding to *Incorrect Student Answers to Questions (Trying to Soften the Negative)*

- Good guess, but you haven't got the right answer.
- That's an interesting idea, but it's not quite right.
- What do the rest of you think?
- Nice try, but not quite right.
- You're close, but ....
- Lee is asking whether ... .
- Andika thinks that ....





Lanjutan.....

## – Giving Hints

(Encouraging the Student to Revise the Answer)

- You're on the right track, but you haven't considered ...
- If you do this, what do you think will happen?
- If we follow your suggestion, here's what might happen.
- But what about ... ?
- What if you looked at this problem in another way, by ...?



Lanjutan.....

## – Clarifying Student Comments

- I'm not sure I understand what you're trying to say. Could you restate your comment?
- Would you please repeat your thinking about?
- In other words you're saying ...
- If I understand correctly, you're asking ....
- Is that right?
- Could you give me an example of what you mean?
- Could you explain that?



Lanjutan.....

## – Clarifying Student Comments

- What you seem to be saying is that .... Have I understood you correctly?
- Let me restate what I think you are saying. You're suggesting that...
- Are you saying that ...?
- Am I correct in my understanding that what you want to know is ...
- Are you asking ...?
- If I understand you correctly, you are asking ....



Lanjutan.....

## – Repeating or Paraphrasing a Question or Comment for the Rest of the Class

- Did everyone hear what Mr. Kim said? He wanted to know...
- According to Ferdi,
- Stated another way ... .
- A simpler explanation of the same idea is ...
- Said another way ....
- Let me present another way of understanding this ....
- The same idea can be explained in this way ...
- Another example of this is ...
- I'll repeat that in a different way ...

Lanjutan.....

## – To be Sure Everyone Understands

- Is it clear?
- Do you understand?
- Do you get what I mean?
- Do you all get the point?
- Does everyone see how we solved this problem?
- Is this definition clear now?
- Would you like me to go over another problem?



Lanjutan.....

## – Asking about Student Progress

- How's it going here?
- Do you need any help with this?
- Is there any problem?
- Are you having any trouble with this procedure?



Lanjutan.....

## – Interrupting or Redirecting Conversation

- Let me interrupt for a minute.
- Let's get back to our main point.
- Your comment is related to our next topic.
- May I add something here?



Lanjutan.....

## – Expressing an Opinion

- I think ...
- I believe that ....
- In my opinion, ...
- According to...
- According to me....
- According to my opinion....
- In my mind,.....





Lanjutan.....

## – Expressing Agreement

- I agree with your idea that ....
- I think you're right about that.
- That's a good point.



Lanjutan.....

## – Expressing Disagreement

- I disagree with your point of view
- I'm afraid I don't agree with what you've just said because ....
- On the other hand, have you considered ...?
- But don't you think ... ?



Lanjutan.....

## – Closing a Discussion

- Finally, ...
- I'll summarize by saying ...
- Are there any final questions?



# 4. Error Correction / Getting Students to Explain, Feedback and Clarifying Student Comments

## – Positive Feedback

- Very good.
- That's a great idea (example / question).
- That's correct.
- Fine.
- Right.
- You've got the idea.
- That's nice.
- I like that.
- Wow!



Lanjutan.....

## – **Positive Feedback**

- (That's an) Excellent idea.
- Great job.
- You are on the right track.
- Yes!
- That's what we were looking for.
- Exactly!
- You've really improved a lot since ....
- You have made a lot of progress since ....
- You are really getting better at this.



Lanjutan.....

## – Positive Feedback

- You are getting better all the time.
- That's a lot better.
- Much better.
- That's more like it.
- Why don't you try again?
- That's perfect.



Lanjutan.....


– **Clarifying / Redirecting the student**

- You've got the right idea. Now think a little more about ...
- Think about it and give us the right answer tomorrow.
- That's ok. Ask your partner (friend).
- Don't worry. You'll get better with more practice.
- You're partly correct. Think a little more about ...
- That's almost it, but you forgot ...
- You're halfway there.



Lanjutan.....

## – Clarifying / Redirecting the student

- You've got the right idea. Now think a little more about ...
  - Think about it and give us the right answer tomorrow.
  - That's ok. Ask your partner (friend).
  - Don't worry. You'll get better with practice.
  - You're partly correct. Think a little more about ...
  - That's almost it, but you forgot ...
  - You're halfway there.
  - Sort of, yes, but what about --- if-?
  - It depends. What about ... if ... ?
  - It might be.
  - It depends.
- 



Lanjutan.....

## – Clarifying / Redirecting the student

- I suppose it might be ... .
- In a way, perhaps ...
- Not really.
- Unfortunately, no.
- Unfortunately, not.
- I'm afraid that's not what we are looking for here.
- You've got the idea. Now try again.
- Well, not really (exactly).
- Good try, but not quite right.
- Guess again. • Not really.
- I'm afraid that is not correct (right).
- Do you want a hint (clue)?

Lanjutan.....

## – Clarifying / Redirecting the student

- Maybe this will help you ...
- In a way, but did you think about ...
- That answer is close, but try again.
- I can see why you might think that, but ...
- Take your time.
- There is no need to rush.
- You have plenty of time.
- You've got to spend more time studying this.
- See if you can get some help from ...
- You need more practice with ...



Lanjutan.....

## – Clarifying / Redirecting the student

- You need to spend more time practicing this.
- What this means is ... that ... .
- The major point to remember (understand) is ...
- Have you ever thought of looking at it this way?
- Yes, but what about ... ?
- Have you ever considered another point of view (reason / this answer)?



Lanjutan.....

## – Restating / Paraphrasing / Questioning

- According to Agus, ...
- In the opinion of Agus, ...
- Agus expresses the view / opinion / idea that ...
- Is there a better way of saying that?
- As Agus states / suggests / implies...
- As reported in the findings by Agus ...
- In the research documented by Agus ...
- Is there another way of saying that... ?



Lanjutan.....

## – Restating / Paraphrasing / Questioning

- Can anyone state it differently (another way)?
- Let me see if I understand you. What you're saying is ....
- I think I understand, but let me put (explain) it a different (another) way.
- If I understand you correctly, you mean ....
- Correct me if I'm wrong, but what I think you are saying (mean) is ... .
- Could you repeat that? I'm not sure I understand.
- Run that by me again.
- Huh?



Lanjutan.....

## – Restating / Paraphrasing / Questioning

- I'm sorry, but I just don't understand your point (your thinking / your hypothesis / your question / your idea). Can you restate it?
- In other words, ...
- To put it another way, ...
- Could (Would) you elaborate?
- If what you are saying is true, then ...
- How did you arrive at this conclusion?



Lanjutan.....

– **Getting students to explain something / Redirecting after an error or mistake / Clarifying Comments**

- Can you ...? Will you please ...? Please
- Account for ....
- Give (the) reasons for ...
- To what extent?
- How true is it to say that?
- Analyze the ..
- Appraise .... Estimate the worth (value / importance) of
- Assess .... State how important it is.
- Judge the importance (value / success / worth) of



Lanjutan.....

– **Getting students to explain something / Redirecting after an error or mistake / Clarifying Comments**

- Clarify ...
- Present it clearly ... (more clearly ...).
- Make it clear it me (the reader / your audience).
- Comment on .... Expound on ... .
- Compare .... Show the similarities and differences between ...
- Can you ...? Do you ...? Agree or disagree?
- Consider ... Have you ever considered ...?
- Give careful thought to ...
- Don't forget to take into account ...
- Weigh the advantages and disadvantages of x before you decide.  
Contrast ....





Lanjutan.....

– **Getting students to explain something / Redirecting after an error or mistake / Clarifying Comments**

- Can you show how ... ?
- Show the distinctions between ...
- Will you demonstrate ...?
- Weigh the advantages and disadvantages of x before you decide.  
Contrast ....
- What are the differences between x and y?
- Can you judge ...?
- Discuss the reasons for ...Define ....
- Give the precise meaning of
- Can you logically prove the truth of ...?



Lanjutan.....

– **Getting students to explain something / Redirecting after an error or mistake / Clarifying Comments**

- Can you prove with examples ...?
- Describe ...
- Write in detail about the characteristics of
- Differentiate between ....
- Explain the differences between .... Distinguish between ...
- Discuss ...
- Examine ...
- Describe the important aspects of
- Point out the 'pros and cons' of



Lanjutan.....

– **Getting students to explain something / Redirecting after an error or mistake / Clarifying Comments**

- Distinguish between ....
- Point to the differences between ....
- Show the characteristics and qualities of
- Evaluate ....
- Determine ....
- Examine Investigate why (what / how)---.
- Inquire into ... why (what / how)---.
- Weigh the evidence (the reasons)---.
- Make it plain ....
- Interpret the data.
- Explain the meaning of ...



Lanjutan.....

– **Getting students to explain something / Redirecting after an error or mistake / Clarifying Comments**

- Translate into familiar terms ....
- Make explicit ....
- Distinguish between ....
- Point to the differences between ....
- Show the characteristics and qualities of
- Evaluate ....
- Determine ....
- Examine Investigate why (what / how)---
- Inquire into ... why (what / how)---
- Weigh the evidence (the reasons)---
- Make it plain ....



Lanjutan.....

– **Getting students to explain something / Redirecting after an error or mistake / Clarifying Comments**

- Interpret the data.
- Explain the meaning of ...
- Translate into familiar terms .... Make explicit ....
- Find the meaning of .... Give reasons for ...
- Illustrate
- Explain this with examples or by using diagrams, figures.
- Justify .... Show reasonable grounds for conclusions or decisions.
- Outline your steps ....
- Indicate the important aspects of (general principles of) ... .



Lanjutan.....

– **Getting students to explain something / Redirecting after an error or mistake / Clarifying Comments**

- Prove ....
- Relate this to ...
- Show the connections between ...
- Show the extent that they are alike or affect each other.
- Review your reasoning (rationale).
- Give a critical analysis of
- State the main points of
- Summarize concisely how ...
- Bring together the main points of



Lanjutan.....

## – **Polite Disagreement**

- That's a good point, but ...
- I see (understand) what you're saying (mean), but ...
- I'm sorry, but I must disagree with you on that point.
- I really don't see it that way.
- Perhaps I'm mistaken, but ...
- I disagree for the following reasons.
- I hate to disagree with you here, but ...
- I respect your opinion, but ....
- That's true, but ...



Lanjutan.....

## – Polite Disagreement

- You really think so? I thought (I understood) ....
- I agree, sort of, but ....
- I kind of agree (with you).
- I agree with you to an extent.
- You may be right, but I think ...
- Maybe.
- Probably, but ... .
- Sure, but ...
- Ok, but what about ... ?





Lanjutan.....

– **Strong Disagreement / Slightly Confrontational**

- What !
- How can you say that?
- No way!
- Absolutely not.
- That's ridiculous (absurd).
- You've got to be kidding me.
- Oh, come on!
- That's just not true.
- Face the facts. You're wrong



Lanjutan.....

## – **Strong Disagreement / Slightly Confrontational**

- You cannot believe that!
- How can you say that?
- What on God's green Earth do you mean?
- That's crazy!
- Now where did you get a crazy idea like that?
- That just doesn't make sense.
- I'm sorry, but I just can't imagine how you think.



# 5. The End of the Lesson

## – Signaling Time to Stop

- It's almost time to stop.
- It's time to finish now.
- Let's finish up now.
- We'll have to stop here.
- We've finished for today.
- That's all for today. You can go now.
- That's all the time we have for today.
- We should be finishing up now.
- Let's wrap things up now.
- Let's call it a day.



Lanjutan.....

## – No Time to Stop

- There are still five minutes to go.
- Keep working, we still have a couple of minutes left.
- The lesson doesn't finish till a quarter after.
- Your watch must be fast.
- We seem to have finished early.
- We have an extra five minutes.
- We still have more time.



Lanjutan.....

## – **Previewing Next Class**

- We'll do the rest of this chapter next time.
- We'll continue this chapter next Monday.
- We'll finish this exercise next lesson.
- We've run out of time, so we'll continue next lesson.
- We'll continue where we left off next time.
- In the next class, we'll look into ...



Lanjutan.....

## – Homework

- This is your homework for tonight.
- Do exercises 10 on page 23 for homework.
- Prepare the next chapter for Monday.
- There is no homework tonight.
- Remember your homework.
- Don't forget your homework.
- Take a worksheet as you leave.
- For homework I want you to read ....



Lanjutan.....

## – Homework

- Read Chapter 7 for homework.
- Next class we are going to discuss so you should read ... .
- Review the chapter we discussed today.
- Summarize the chapter for next class.
- Write a one-page summary of the ideas we discussed today.
- The assignment is due next class.
- You have one week to do the assignment. • The homework is due on the tenth.
- The report will be due on Tuesday.
- Don't forget to bring your ... next class.

Lanjutan.....

## – Leaving the Room and Leave Taking

- Try not to make any noise as you leave.
- Be quiet as you leave, other classes are still working.
- See you next week, good bye





# 6. Classroom English for Students

## – Asking for Something

- Can I have a pen, please?
- Could you lend a pencil, please?
- Do you have a calculator I could borrow?
- May I have a ruler, please?
- Please lend me a dictionary.



Lanjutan.....

## – Asking about Words

- What's "(the word)" in English?
- What does "(the word)" mean?
- How do you say "(the word in your language)" in English?
- How do you spell "(the word)"?
- How do you pronounce "(the word)"?
- Where's the stress in "(the word)"?
- What does this (point to the word) mean?



Lanjutan.....

## – Asking to Repeat

- Could you repeat that, please?
- Could you say that once again, please?
- Pardon me?
- I'm sorry, I couldn't understand that. Could you please repeat it?
- Would you mind repeating your last point, please?



Lanjutan.....

## – Asking for Help / Apologizing

- Excuse me, can you help me, please?
- I'm sorry, may I go home earlier?
- Sorry about that.
- Sorry I'm late.
- I don't understand.
- Is this right (wrong)?
- I'm afraid I'll be late for next class.
- I'm afraid I'll be absent in next class.



Lanjutan.....

## – Asking for Help / Apologizing

- Excuse me, please.
- I'm sorry.
- Sorry about that.
- Sorry I'm late.
- I don't understand.
- Can you help me, please?
- Is this right (wrong)?
- I'm afraid I'll be late for next class.
- I'm afraid I'll be absent in next class.



THE END

